

Course Offerings




Under “**Join the Military or Become an Officer**”

- Select “**Prepare for the ASVAB**” to locate ASVAB preparation practice tests.
- Select “**Prepare for the Military Flight Aptitude Tests**” to locate AFAST practice exams, AFOQT practice exams, ASTB practice exams and Military Flight Aptitude Tests eBooks.
- Select “**Prepare for the Officer Candidate Tests**” to locate skills practice and ebooks for Officer Candidate examinations.



LearningExpress
LIBRARY™



Tutorials with lessons and practice exercises, practice tests, and eBooks are offered to help prepare patrons for occupational exams such as **ASVAB AFQT 1 & 2, AFAST, AFOQT, ASTB, & other Military occupations. Officer Candidate Tests** included.

What You'll Need to Get Started

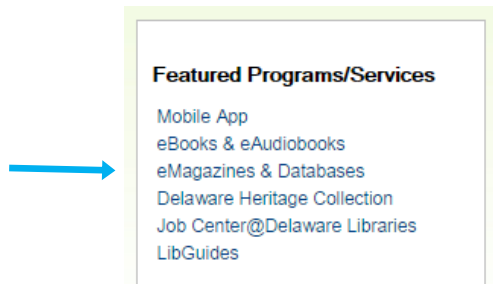
- A computer with Internet access
- An active email account in order to register with Learning Express
- A Library Card number and 4-digit PIN

Accessing Learning Express

Go to the Delaware Library Catalog (dlc).

<http://dlc.lib.de.us/>

In the top left corner of the Delaware Library Catalog is a box titled "Featured Programs/Services." Click on the "eMagazines and Databases" link.



Scroll down the resulting page until you see the "eMagazines and More" section. Click on the link to "Learning Express."

eMagazines & More

Learning Express

Practice tests, exercises, skill-building courses

Registering with Learning Express

You will be prompted to enter your 14-digit library card number and your 4-digit PIN. If forgotten, your PIN can only be requested in person at the library.

Once you arrive at the Learning Express homepage, make sure to log-in or register an account.

The "login" and "register" links are in the top right corner of the homepage. You will need an email account in order to register an account.

TIP: write down the email account and password you used, so that you can access your saved progress with Learning Express.

Selecting your Learning Course

Scroll through the different learning options and click on "Career Center."



After clicking the "Career Center" link, you must scroll through the different class options and select the course you want.

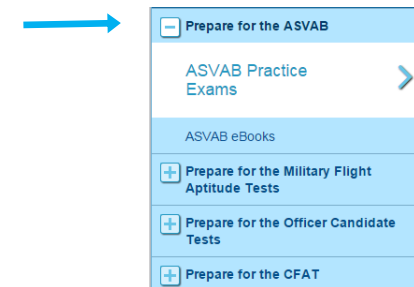


Navigating the Courses


Select a course, such as "Join the Military or Become an Officer."



After selecting a course, you will be able to view and select from more specific course topics. Look at the specific course topics on the left side of the screen.



Each specific course topic may offer instructional resources such as tests, tutorials, eBooks, and computer courses. Click on the dropdown bar to see the instructional resources offered.



View the different instructional resources and select the "Launch" link. TIP: If the videos do not launch, check your browser settings to ensure that pop-ups are allowed from this site.